

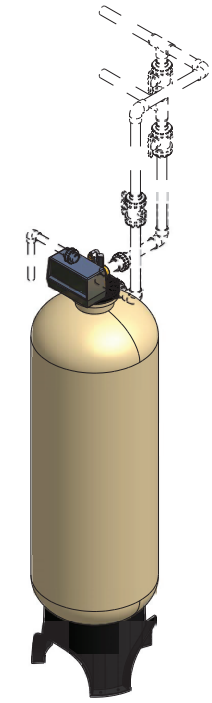
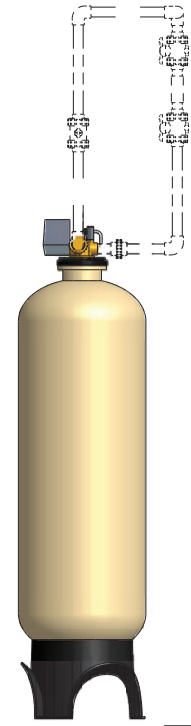
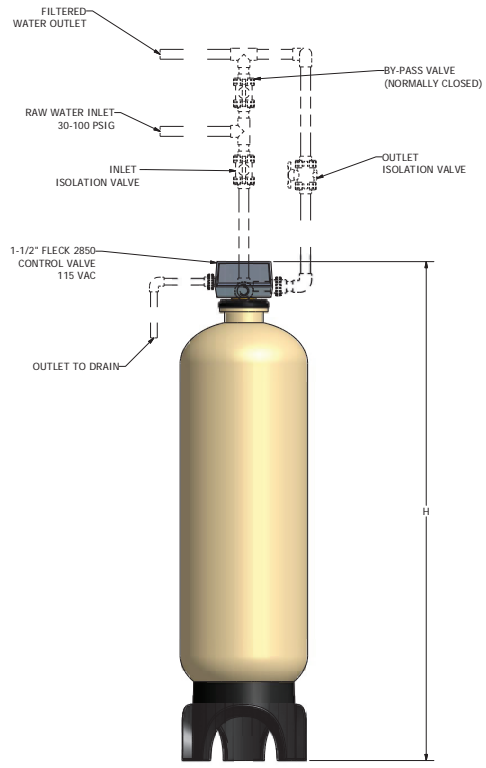
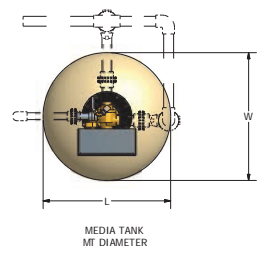
8 7 6 5 4 3 2 1

D

C

B

A



- NOTES:
1. All piping, fittings, and isolation valves shown by broken lines are provided by others.
  2. General plumbing connections are shown for clarity only.
  3. Installation of a vacuum breaker is recommended.
  4. To allow for expansion and contraction of the FRP media tanks with rigid plumbing, flexible connection fittings should be installed at the control valve.

DIMENSION TABLE	
L = _____	MT = _____
W = _____	
H = _____	

REVISIONS			
NO.	DATE	BY	REMARKS



MFG SINGLE WATER FILTER 2850 VALVE (1-1/2") GENERAL ARRANGEMENT			
TRAC:	DEC:	FILE ID:	
DRN:	SPL:	SCALE:	SHEET 1 OF 1
APP'D:	DATE:	DRAWING NO:	MFG SINGLE 2850

10 9825 5

8 7 6 5 4 3 2 1

A