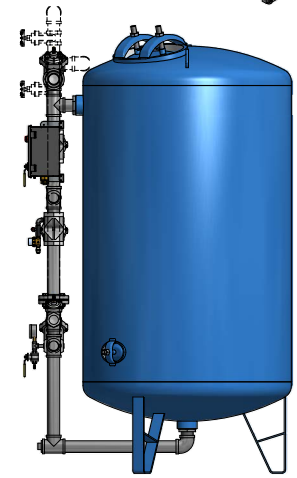
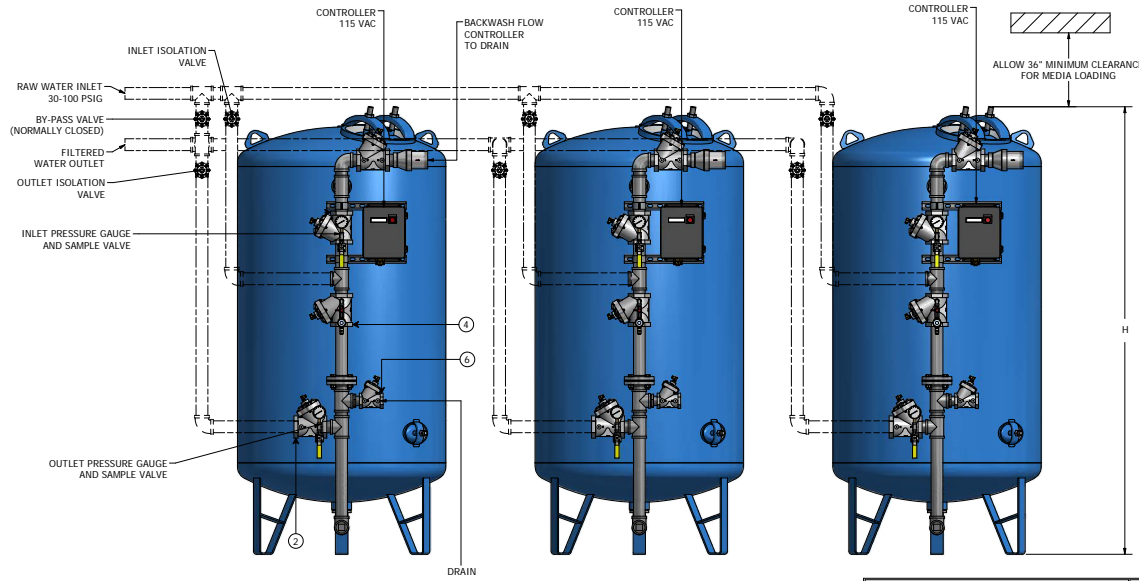
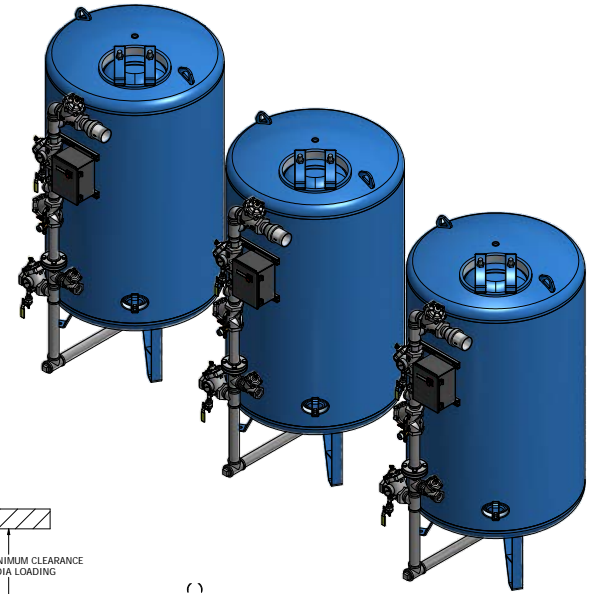
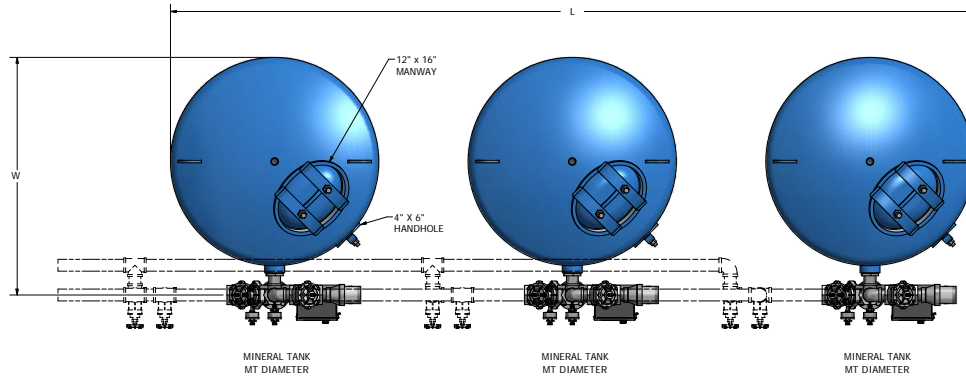


**NOTES:**

1. ALL PIPING, FITTINGS, ETC SHOWN WITH DASHED LINES ARE PROVIDED BY OTHERS.
2. GENERAL PLUMBING CONNECTIONS ARE SHOWN FOR CLARITY ONLY.
3. OVERALL HEIGHT IS FOR REFERENCE ONLY. ACTUAL HEIGHT MAY VARY BASED ON TANK PROVIDED.

DIMENSION TABLE	
L = _____	MT = _____
W = _____	
H = _____	



REVISIONS				
NO.	DATE	BY	REVISIONS	REMARKS



MFS TRIPLEX MEDIA FILTER GENERAL ARRANGEMENT				
PROJ:	DEL:	FILE NO:	SHEET 1	OF 1
DRN:	SPL:	SCALE:		
APPD:	DATE:	DRAWING NO:		
MFS TRIPLEX			REV	

5-237 03