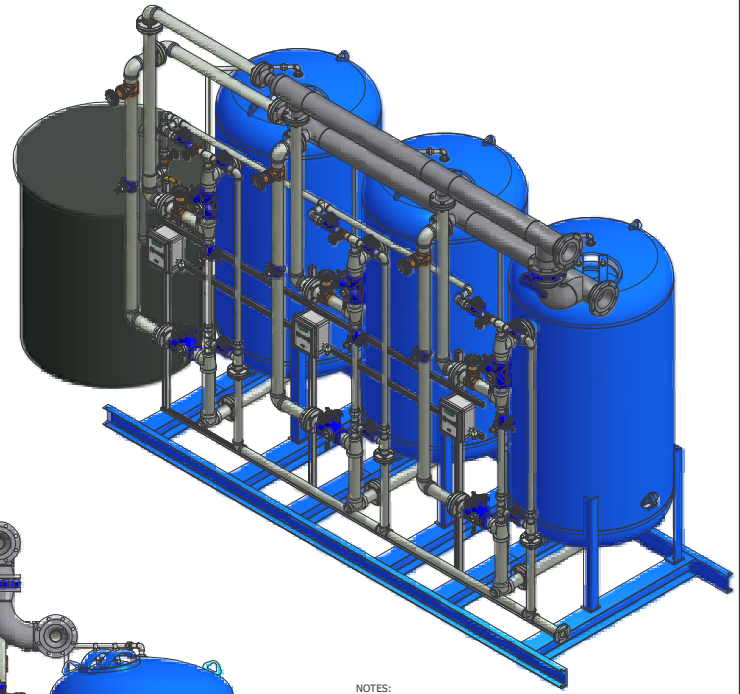


BRINE TANK
BT DIAMETER

MINERAL TANK
MT DIAMETER

MINERAL TANK
MT DIAMETER

MINERAL TANK
MT DIAMETER

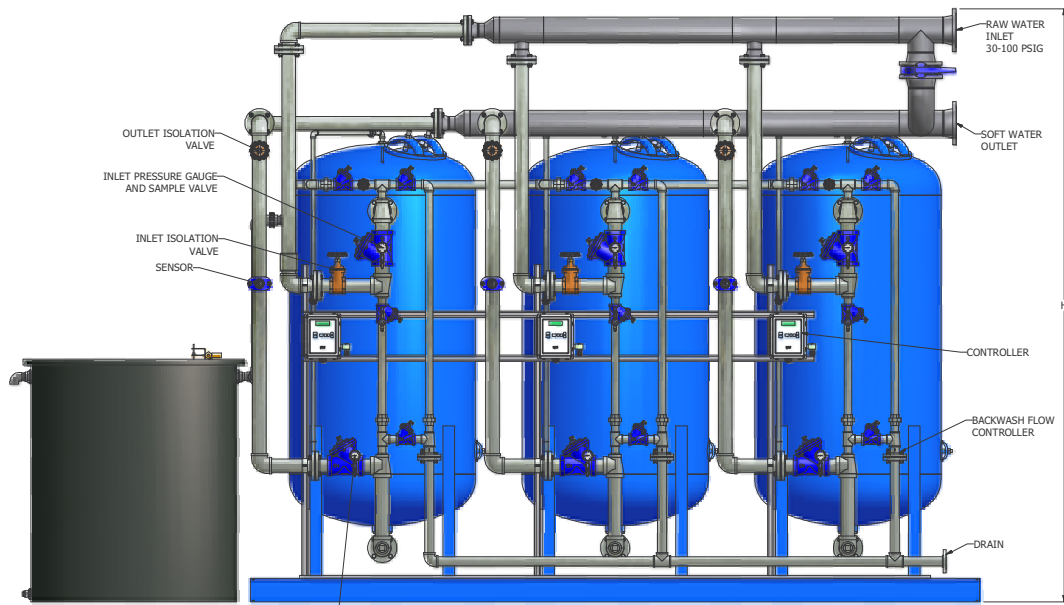


NOTES:

ALL PIPING, FITTINGS, ETC SHOWN WITH DASHED LINES ARE PROVIDED BY OTHERS.

GENERAL PLUMBING CONNECTIONS ARE SHOWN FOR CLARITY ONLY.

MINERAL TANKS SMALLER THAN 36" DIAMETER HAVE HANDHOLES.



RAW WATER INLET
30-100 PSIG

SOFT WATER OUTLET

OUTLET ISOLATION VALVE

INLET PRESSURE GAUGE AND SAMPLE VALVE

INLET ISOLATION VALVE

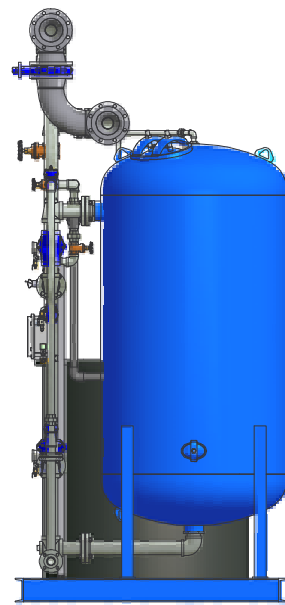
SENSOR

CONTROLLER

BACKWASH FLOW CONTROLLER

DRAIN

OUTLET PRESSURE GAUGE AND SAMPLE VALVE



DIMENSION TABLE	MHC-_____
L= _____	MT= _____
W= _____	BT= _____
H= _____	

PIPE SIZES	
INLET= _____	DRAIN= _____
OUTLET= _____	INJECTOR= _____

REVISIONS			
NO.	DATE	BY	REMARKS



MHC TRIPLE PARALLEL WATER SOFTENER MX-II SKID GENERAL ARRANGEMENT			
FRAC: _____	DES: _____	FILE ID: _____	
DRN: Anthony	SCALE: _____	DRAWING NO: _____	SHEET 1 OF 1
APPD: _____	DATE: 9/15/2009	MHC TRIP PAR MX-II SKID	