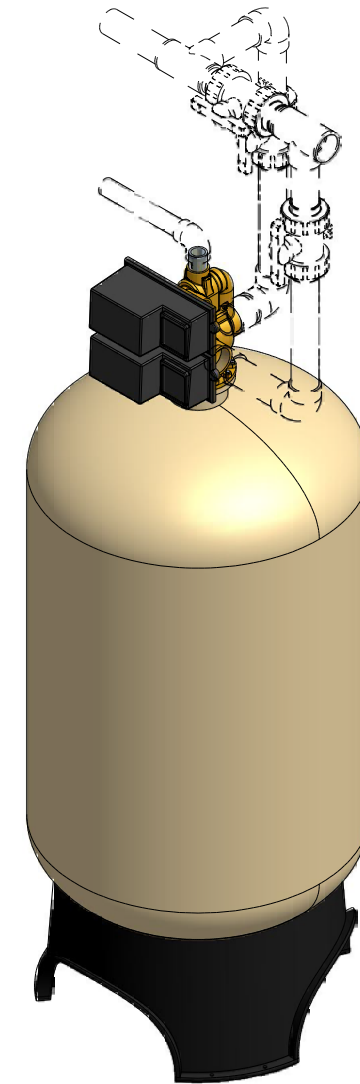

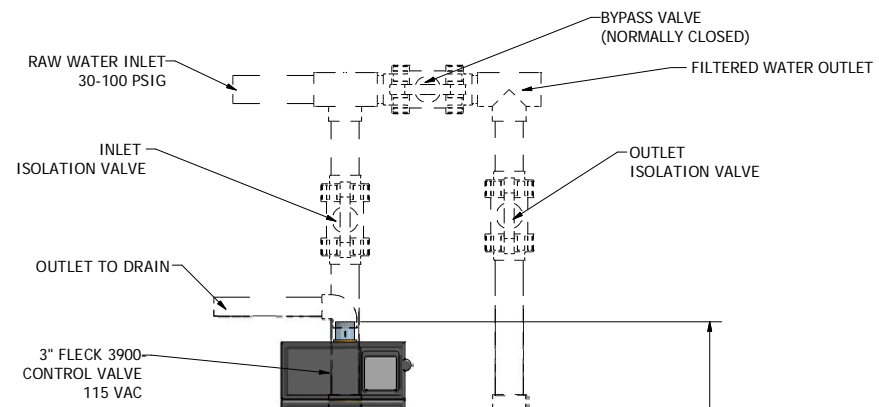


MEDIA TANK
MT DIAMETER



NOTES:

1. All piping, fittings, and isolation valves shown by broken lines are provided by others.
2. General plumbing connections are shown for clarity only.
3. Installation of a vacuum breaker is recommended.
4. To allow for expansion and contraction of the FRP media tanks with rigid plumbing, flexible connection fittings should be installed at the control valve.

DIMENSION TABLE	
L= _____	MT= _____
W= _____	
H= _____	

REVISIONS			
NO.	DATE	BY	REMARKS



MFG SINGLE WATER FILTER 3900 VALVE (3") GENERAL ARRANGEMENT			
FRAC.	DEC.	FILE ID.	
DRN.	SPL	SCALE	SHEET 1 OF 1
APP'D.	DATE	DRAWING NO.	REV
		MFG SINGLE 3900	△

5-236 04