

CC-8 is a strongly acidic, gel-type cation exchange resin, specially treated to meet the most exacting requirements of the household and industrial water treatment industries. CC-8 is a bead form, standard crosslinked, styrene divinylbenzene resin, which has excellent stability and operating characteristics. It is manufactured to meet FDA regulation 173.25.

CC-8 Applications

water softening, deionization, condensate polishing

Physical and chemical properties		US Units		International Units	
Ionic form as shipped			Na ⁺		Na ⁺
Bead size		US mesh	16 - 50	mm	0.31 - 1.25
Effective Size		mm	0.47 +0.06	mm	0.47 +0.06
Shipping weight		lbs/ft ³	51	g/l	853
Density				ca. g/l	1.28
Water retention		% weight	42 - 48	%	42 - 48
Total capacity, min.		kgr CaCO ₃ / ft ³	41	eq/l	1.9
Volume change	Na ⁺ >> H ⁺	max. %	10	max. %	10
Stability	temperature range	°F	34 - 280	°C	1 - 140
	pH range		0 - 14		0 - 14
Storability	of product	min years	2	min. years	2
	temperature range	°F	34 - 104	°C	1 - 40

Safety precautions

Strong oxidants, e.g. nitric acid, can cause violent reactions if they come in contact with ion exchange resins.

Toxicity

The safety data sheet must be observed. It contains additional data on product description, transport, storage, safety and ecology.

Disposal

Resins used for water treatment and in the sugar industry can be disposed under the code number 190 905. Our preference is to recommend disposal in an industrial incinerator.

Ion exchange resins which contain impurities after use in industrial processes, e.g. electroplating, chemicals treatment etc., can be disposed under code number 190 806. A certificate disposal is required.

Figure 1 Capacity Data

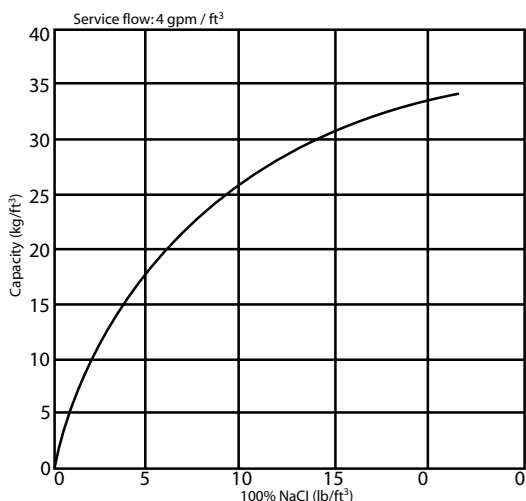
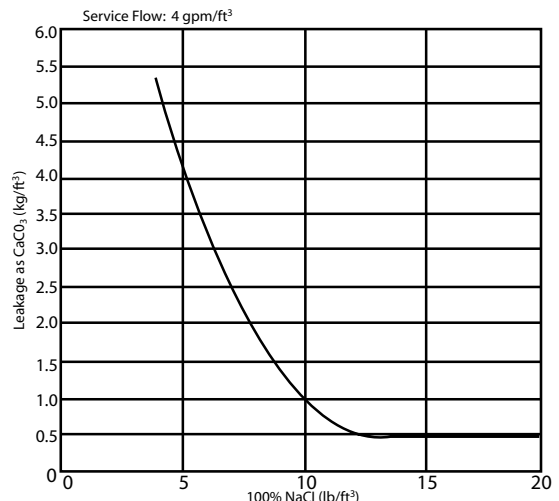


Figure 2 Leakage Data

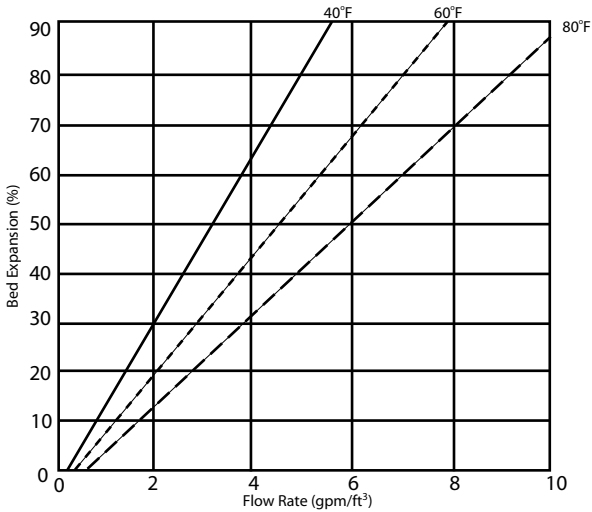


CC-8 Cation Resin

Recommended Operating Parameters

		US Units		International Units	
Operating Temperature		max. °F	250	max. °C	120
Operating pH-range			0 - 14		0 - 14
Bed Depths		min. ft	3	min. mm	800
Pressure Drop			see chart		see chart
Max. adm. Pressure drop		psi	25	kPa	150
Surface Flow Rate	exhaustion	gpm/ft ²	2 - 16	m/h	5 - 40
	backwash	gpm/ft ²	see chart	m/h	see chart
Bulk Flow Rate	exhaustion	gpm/ft ³	1 - 6	BV/h	8 - 48
Bed Expansion		approx. %	50 - 75	ca. %	50 - 75
Freeboard	% of bed depth	%	50 - 75	%	50 - 75
Regenerant	type		NaCl KCl		NaCl KCl
	level	lb/ft ³	3 - 20 5 - 20	ca. g/l	48 - 320 80 - 320
	concentration	%	8 - 13 8 - 13	%	8 - 13 8 - 13
Surface Flow Rate	regeneration	gpm/ft ²	0.4 - 4 0.4 - 4	m/h	1 - 10 1 - 10
	rinsing, slow / fast	gpm/ft ²	0.4 - 4 / 2 - 20	m/h	1 - 10 / 5 - 50
Bulk Flow Rate	regeneration	gpm/ft ³	0.3 - 1 0.3 - 1	BV/h	2.5 - 8 2.5 - 8
	rinsing, slow / fast	gpm/ft ³	0.3 - 1 / 1 - 6	BV/h	2.5 - 8 / 8 - 48
Rinsing Water Requirement	slow / fast	gals./ft ³	7 - 15 / 14 - 40	ca. BV	1 - 2 / 2 - 5

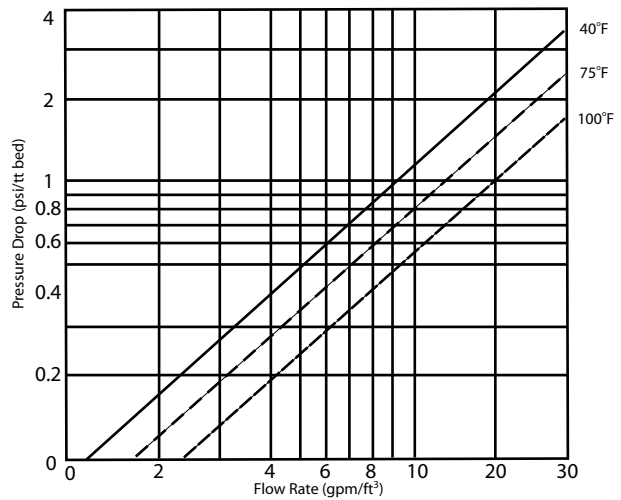
Figure 3 Backwash Data



$$^{\circ}\text{C} = 5 / 9 (^{\circ}\text{F} - 32)$$

$$\text{m} = \text{ft} * 0.3048$$

Figure 4 Pressure Drop Data



$$\text{kPa} = \text{psi} * 7.03$$

$$\text{m} / \text{hr} = \text{gpm} / \text{sq.ft.} * 2.44$$



2227 South Street
P.O. Box 044170
Racine, WI 53404-7003
Ph. (262) 681-1300
Fax (262) 681-1318
www.Marlo-Inc.com