

'MGTC' Series Water Softeners



Twin system shown with skid mount option.

Overview

The Marlo 'MGTC' water softener systems are engineered for higher flow rates and ease of use. The removable operator interface makes it easy to view valve diagnostics and make programming adjustments. The quick-connect valve mount, along with the 2" valve's built in meter, make installation and service quick and easy. The corrosion resistant fiberglass reinforced polyethylene tanks are designed to provide many years of reliable service.

The multiple tank configurations and available options make the MGTC a robust solution for boiler pretreatment, car washes or any application requiring mineral scale reduction.

Standard Features

- Corrosion resistant fiberglass tanks
- Piston actuated, multiport, lead free brass control valves
- Meter initiated regeneration cycle
- Brine tank assembly with safety overflow
- Sodium form cation exchange resin
- Hardwater bypass during regeneration
- Water hardness testing kit

Materials of Construction

- Control Valve Body: Epoxy coated lead free brass
 - Clack WS2H - 2" Valve
 - Clack WS3 - 3" Valve
- Resin Tanks: Fiberglass reinforced polyethylene - NSF 44 certified
- Internal Distributors: Sch 80 PVC/ABS
- Brine Tank: Corrosion resistant polyethylene

Instrumentation & Controls

- Easy access front removable operator interface
- LCD Display Screen
- On board diagnostics and error reporting
- Meter: 2" internal meter or 3" Signet paddle-type
- Flow Totalizer

Operating Parameters

- Inlet Pressure: 20 – 125 psig
- Electrical: 20V Circuitry
- 120/20 VAC, 50/60 Hz wall mount transformer
- Temperature: 40 – 100 °F

Options Available

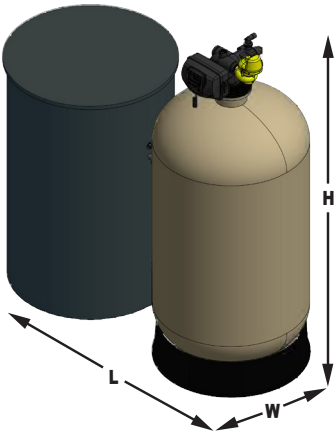
- Skid mounted, pre-piped, pre-wired systems
- Available Flow Configurations:
 - Single Tank
 - Twin Alternating
 - Multi-tank Progressive
- ASME pressure vessels
- Stainless steel meters
- Inlet/Outlet pressure gauges and sample valves
- Larger brine tanks
- Multiple voltage options
- Side Mount Control Valve

Specifications

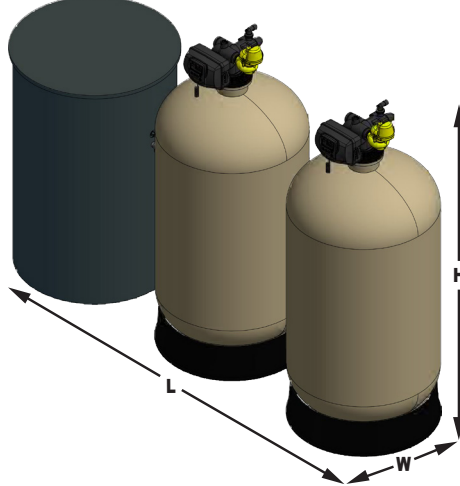
| MODEL | EXCHANGE CAPACITY (Grains) SALT USAGE (Pounds) ① | | FLOW RATES | | | PIPE SIZE | RESIN | TANK SIZES | | SALT STORAGE | OVERALL DIMENSIONS (INCHES) ④ | OVERALL DIMENSIONS (INCHES) ④ | OVERALL DIMENSIONS (INCHES) ④ | SHIPPING WEIGHT (LBS) ⑤ | | |
|-------------|---|----------------|------------|------------|--------------|--------------|--------|------------|-------|-----------------|--|--|--|----------------------------------|------|--------|
| | | | SERVICE | | BACK WASH | | | SOFTENER | BRINE | | | | | SINGLE | TWIN | TRIPLE |
| | CONT. GPM ② | PEAK GPM ③ | SERVICE | CU. FT. | | INCHES | INCHES | | | LBS | SINGLE (LxWxH) | TWIN (LxWxH) | TRIPLE (LxWxH) | | | |
| | MAX | MIN | | | GPM | INCHES | | | | | | | | SINGLE | TWIN | TRIPLE |
| MGTC-150-2 | 150,000 75 | 100,000 30 | 54 | 70 | 8 | 2 | 5 | 18x65 | 24x50 | 630 | 48x24x80 | 78x24x80 | 108x24x80 | 493 | 957 | 1436 |
| MGTC-210-2 | 210,000 105 | 140000 42 | 68 | 88 | 12 | 2 | 7 | 21x62 | 24x50 | 540 | 51x24x80 | 84x24x80 | 117x24x80 | 684 | 1336 | 2003 |
| MGTC-240-2 | 240000 120 | 160,000 48 | 77 | 100 | 15 | 2 | 8 | 24x72 | 24x50 | 510 | 54x24x88 | 90x24x88 | 126x24x88 | 841 | 1650 | 2474 |
| MGTC-240-3 | | | 111 | 143 | 15 | 3 | 8 | 24x72 | 24x50 | 510 | 54x24x89 | 90x24x89 | 126x24x89 | 852 | 1671 | 2506 |
| MGTC-300-2 | 300,000 150 | 200,000 60 | 75 | 97 | 15 | 2 | 10 | 24x72 | 24x50 | 410 | 54x24x88 | 90x24x88 | 126x24x88 | 956 | 1881 | 2820 |
| MGTC-300-3 | | | 98 | 126 | 15 | 3 | 10 | 24x72 | 24x50 | 410 | 54x24x89 | 90x24x89 | 126x24x89 | 967 | 1902 | 2852 |
| MGTC-450-2 | 450,000 225 | 300,000 90 | 88 | 113 | 25 | 2 | 15 | 30x72 | 30x50 | 640 | 66x30x87 | 108x30x87 | 150x30x87 | 1392 | 2723 | 4084 |
| MGTC-450-3 | | | 144 | 186 | 25 | 3 | 15 | 30x72 | 30x50 | 640 | 66x30x88 | 108x30x88 | 150x30x88 | 1403 | 2745 | 4118 |
| MGTC-600-2 | 600,000 300 | 400,000 120 | 97 | 126 | 30 | 2 | 20 | 36x72 | 39x60 | 1700 | 81x39x87 | 129x39x87 | 177x39x87 | 2050 | 4022 | 6032 |
| MGTC-600-3 | | | 172 | 222 | 30 | 3 | 20 | 36x72 | 39x60 | 1700 | 81x39x88 | 129x39x88 | 177x39x88 | 2061 | 4044 | 6065 |
| MGTC-900-3 | 900,000 450 | 600,000 180 | 190 | 244 | 35 | 3 | 30 | 42x72 | 42x60 | 1940 | 90x42x107 | 144x42x107 | 198x42x107 | 3385 | 6659 | 9988 |
| MGTC-1200-3 | 1,200,000 600 | 800,000 240 | 194 | 251 | 35 | 3 | 40 | 48x72 | 42x60 | 1670 | 96x48x107 | 156x48x107 | 216x48x107 | 4358 | 8606 | 12908 |

'MGTC' Series Dimensions

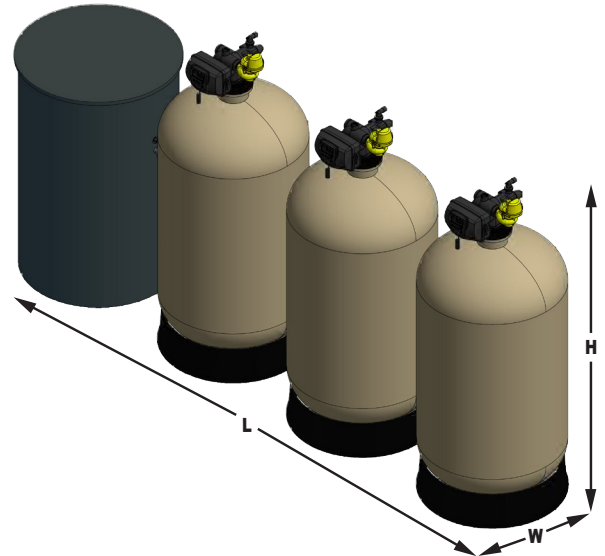
Single



Twin



Triple



Notes

- ① Maximum capacity based on 30,000 grains per cubic foot of resin when regenerated with 15 lbs. salt . Minimum capacity based on 20,000 grains per cubic foot of resin when regenerated with 6 lbs. salt.
- ② At pressure loss not exceeding 15 psi.
- ③ At pressure loss not exceeding 25 psi.
- ④ Dimensions are estimate only. Actual dimensions may vary based on job-site space limits and piping layout. Allow a minimum of 24" above height dimension for resin loading. Use of ASME rated tanks may add up to 12" of tank height.
- ⑤ Shipping weights are estimate only. Weights include resin and support gravel, which are added to the tanks after installation.